

PHYSICAL REPORT OF OPERATION

January 1 to December 31, 2013

(Preliminary)

Department: Department of Labor and Employment

Agency / OU: NATIONAL CONCILIATION AND MEDIATION BOARD

Fund: 101

Program / Activity / Project (1)	Performance Measures (2)	Physical Target (2013) (3)	Accomplishment (4)	% of Accomplishment (5)	Remarks (6)
SERVICE: LABOR RELATIONS ENHANCEMENT AND DISPUTE RESOLUTION					
MAINTENANCE OF INDUSTRIAL PEACE					
I. PARTNERSHIP AND LABOR-MANAGEMENT EMPOWERMENT					
A. WORKPLACE COOPERATION AND PARTNERSHIP					
	LMC Facilitation				
	No. of LMCs facilitated				
	- Organized Establishment	106	98	92%	
	- Unorganized Establishment	201	187	93%	
	LMC Enhancement				
	No. of LMCs enhanced				
	- Organized Establishment	707	649	92%	
	- Unorganized Establishment	426	438	103%	
	Documentation of LMC Best Practices				
	No. of LMCs Best Practices documented				
	- Organized Establishment	49	37	76%	
	- Unorganized Establishment	37	20	54%	
B. WORKPLACE DISPUTE PREVENTION AND SETTLEMENT					
	Institutionalization of GMs in unorganized companies				
	No. of GMs Institutionalized	171	152	89%	
	Operationalization of GMs in organized establishments				
	No. of GMs operationalized	177	134	76%	
	Strengthening/Enhancement				
	No. of GMs strengthened				
	- Organized Establishment	751	676	90%	
	- Unorganized Establishment	401	393	98%	
	Documentation of GMs				
	No. of GMs documented				
	- Organized Establishment	48	34	71%	
	- Unorganized Establishment	30	23	77%	
C. ADVOCACY AND NETWORKING					
	Dissemination of IEC materials				
	No. of IEC materials disseminated	20,422	23,159	113%	
	Meeting with social partners and various sectors				
	No. of meetings/briefings/consultations with various sectors	699	720	103%	
	No. of MOAs forged	32	26	81%	
	No. of training conducted	371	337	91%	

PHYSICAL REPORT OF OPERATION
January 1 to December 31, 2013

(Preliminary)

Department: Department of Labor and Employment

Agency / OU: NATIONAL CONCILIATION AND MEDIATION BOARD

Fund: 101

Program / Activity / Project (1)	Performance Measures (2)	Physical Target (2013) (3)	Accomplishment (4)	% of Accomplishment (5)	Remarks (6)
II. CONCILIATION AND MEDIATION PROGRAM					
	No. of new AS/L cases declared	6% of the total notices handled	1 AS/L or .56% of 177 NS/L handled matured into AS/L	9%	The figure reflect the effectiveness of the conciliation-mediation services of the Board.
	No. of new NS/L cases received	226	149	66%	
	No. of new PM cases received	460	452	98%	
	Disposition Rate				
	Actual Strike/Lockouts	95%	100%	105%	
	Notices of Strike/Lockout	93%	82%	88%	
	Preventive Mediation	94%	93%	99%	
	Settlement Rate				
	Actual Strike/Lockouts	75%	100%	133%	
	Notices of Strike/Lockout	78%	79%	101%	
	Preventive Mediation	89%	87%	98%	
	Duration to Dispose/Settle				
	Actual Strike/Lockouts	23	3	20 days faster	
	Notices of Strike/Lockout	29	43	14 days longer	
	Preventive Mediation	22	29	7 days longer	
	SENA				
	No. of new RFAs processed	3,141	4,598	146%	
	Disposition Rate	98%	96%	98%	
III. ARBITRATION AND ADJUDICATION PROGRAM					
	Voluntary Arbitration Cases facilitated and monitored				
	No. of new voluntary arbitration cases	137	173	126%	
	Disposition Rate				
	Previous Cases	100%	88%	88%	
	Current Cases	50%	43%	86%	
	Combined Cases	60%	58%	97%	


PHYSICAL REPORT OF OPERATION
January 1 to December 31, 2013
 (Preliminary)


Department: Department of Labor and Employment
 Agency / OU: NATIONAL CONCILIATION AND MEDIATION BOARD
 Fund: 101


Program / Activity / Project (1)	Performance Measures (2)	Physical Target (2013) (3)	Accomplishment (4)	% of Accomplishment (5)	Remarks (6)
	Average Days to Decide				
	From Submission to Decision	20	61	41 days longer	
	From Acceptance of Arbitrator	90	175	85 days longer	
	<i>VA Subsidy Utilization</i>				
	No. of Cases Subsidized	32	58		
	Amount of Subsidy (in pesos)		PhP640,500.00		

Prepared by:

Approved by:


MARIFE E. FAUSTO
 Planning Officer III
 Date: 7-Feb-14


MARY GRACE L. PANGAN
 Budget Officer I


REYNALDO R. UBALDO
 Executive Director IV
